

**MILLCREEK TOWNSHIP WATER AUTHORITY
2009 STATISTICAL REPORT**

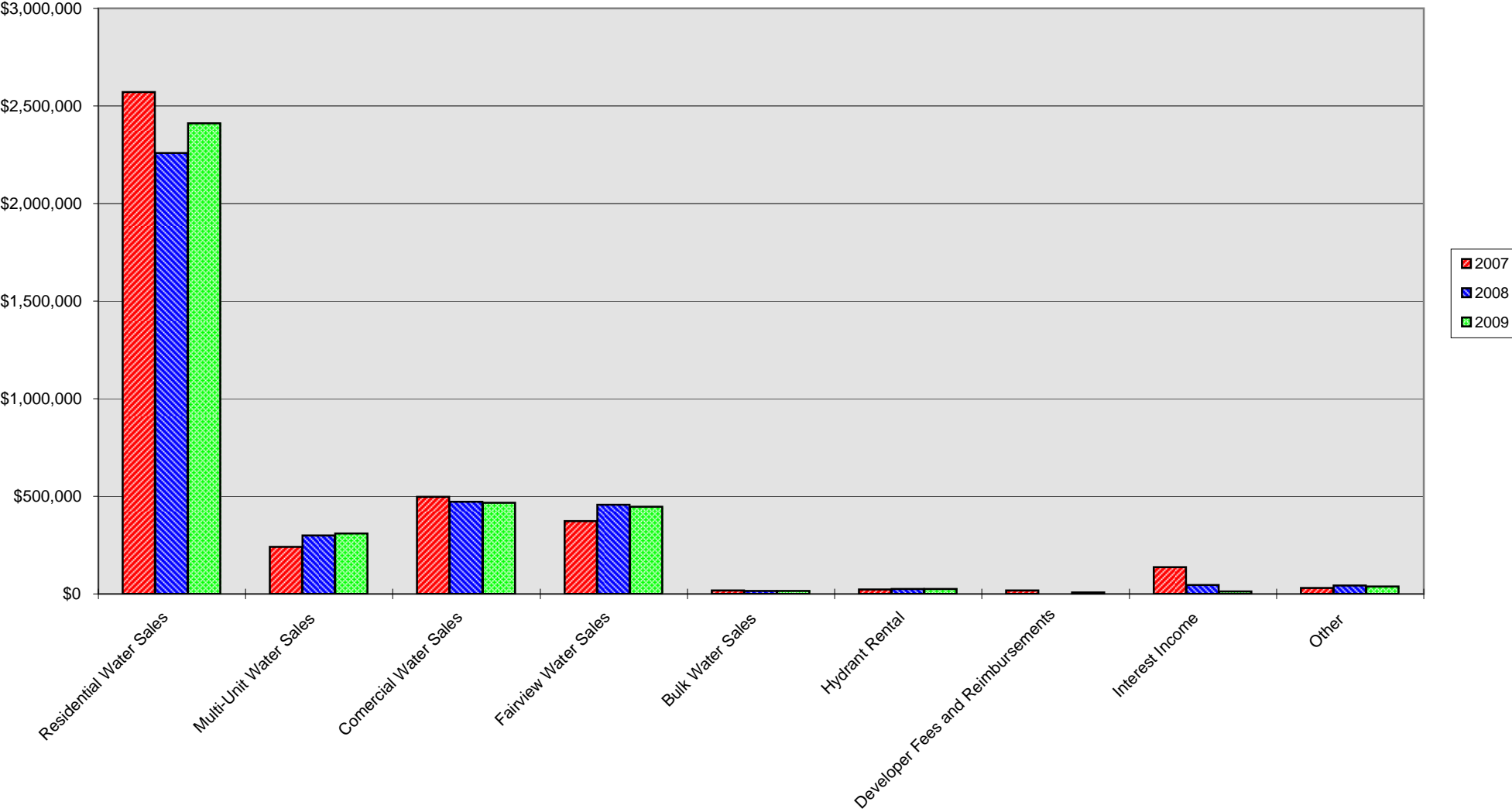
REVENUE

	2007	2008	2009
Residential Water Sales	\$2,572,267	\$2,257,616	\$2,411,616
Multi-Unit Water Sales	\$242,328	\$298,251	\$310,385
Comercial Water Sales	\$497,467	\$472,377	\$466,560
Fairview Water Sales	\$373,765	\$457,686	\$447,815
Bulk Water Sales	\$18,453	\$14,164	\$16,282
Hydrant Rental	\$23,059	\$25,311	\$25,724
Developer Fees and Reimbursements	\$18,503	\$1,196	\$7,800
Interest Income	\$135,795	\$46,459	\$12,946
Other	\$31,441	\$43,682	\$39,104
TOTAL	\$3,913,078	\$3,616,742	\$3,738,232

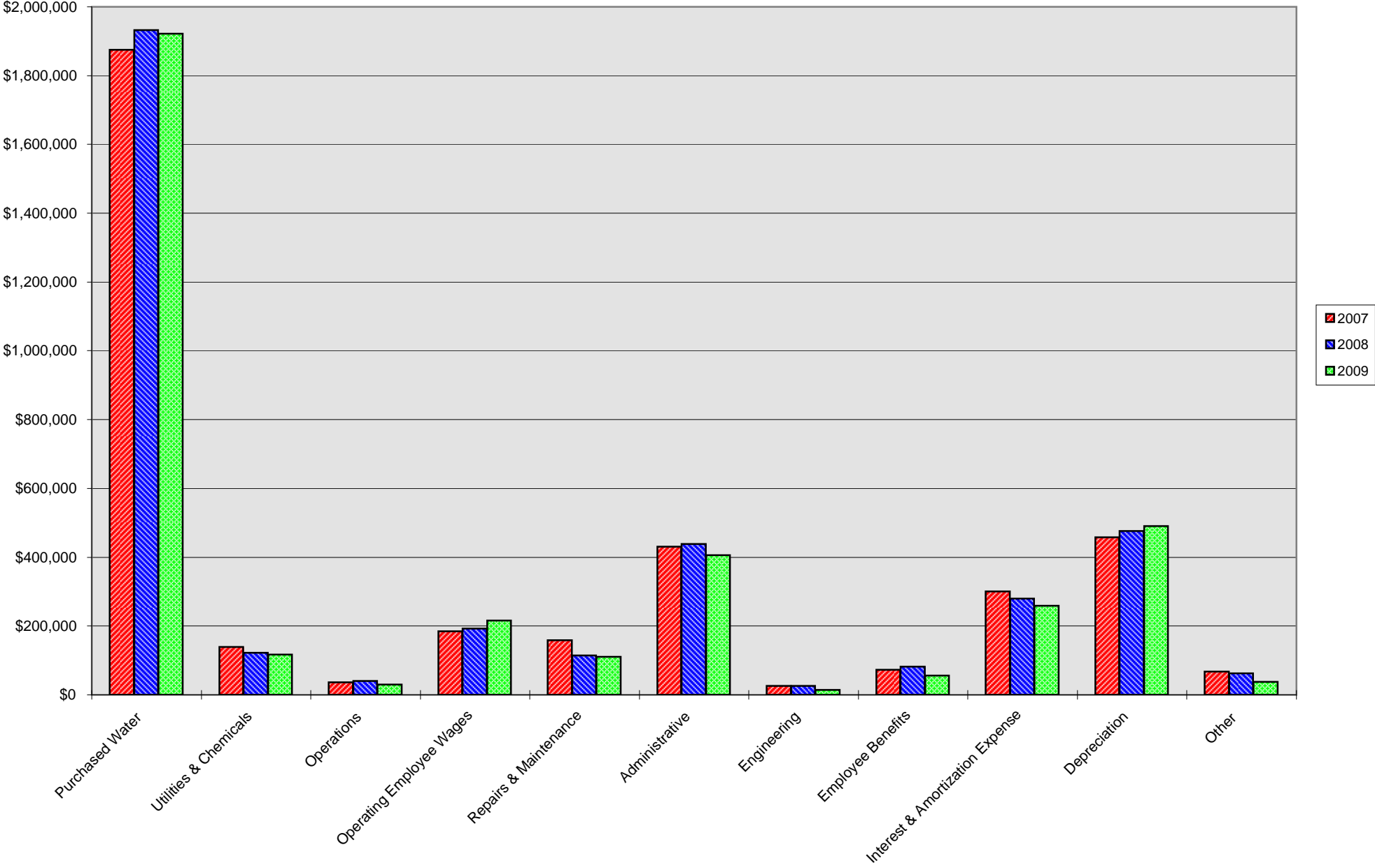
EXPENSES

	2007	2008	2009
Purchased Water	\$1,875,214	\$1,932,815	\$1,922,088
Utilities & Chemicals	\$139,272	\$122,044	\$117,677
Operations	\$36,913	\$40,421	\$29,857
Operating Employee Wages	\$184,908	\$192,329	\$216,169
Repairs & Maintenance	\$158,468	\$115,041	\$110,760
Administrative	\$430,318	\$438,881	\$406,074
Engineering	\$25,548	\$25,618	\$14,340
Employee Benefits	\$72,870	\$82,368	\$55,909
Interest & Amortization Expense	\$300,243	\$279,287	\$258,579
Depreciation	\$458,443	\$476,011	\$490,716
Other	\$67,622	\$62,595	\$37,219
TOTAL	\$3,749,819	\$3,767,410	\$3,659,388
NET INCOME	\$163,259	(\$150,668)	\$78,844

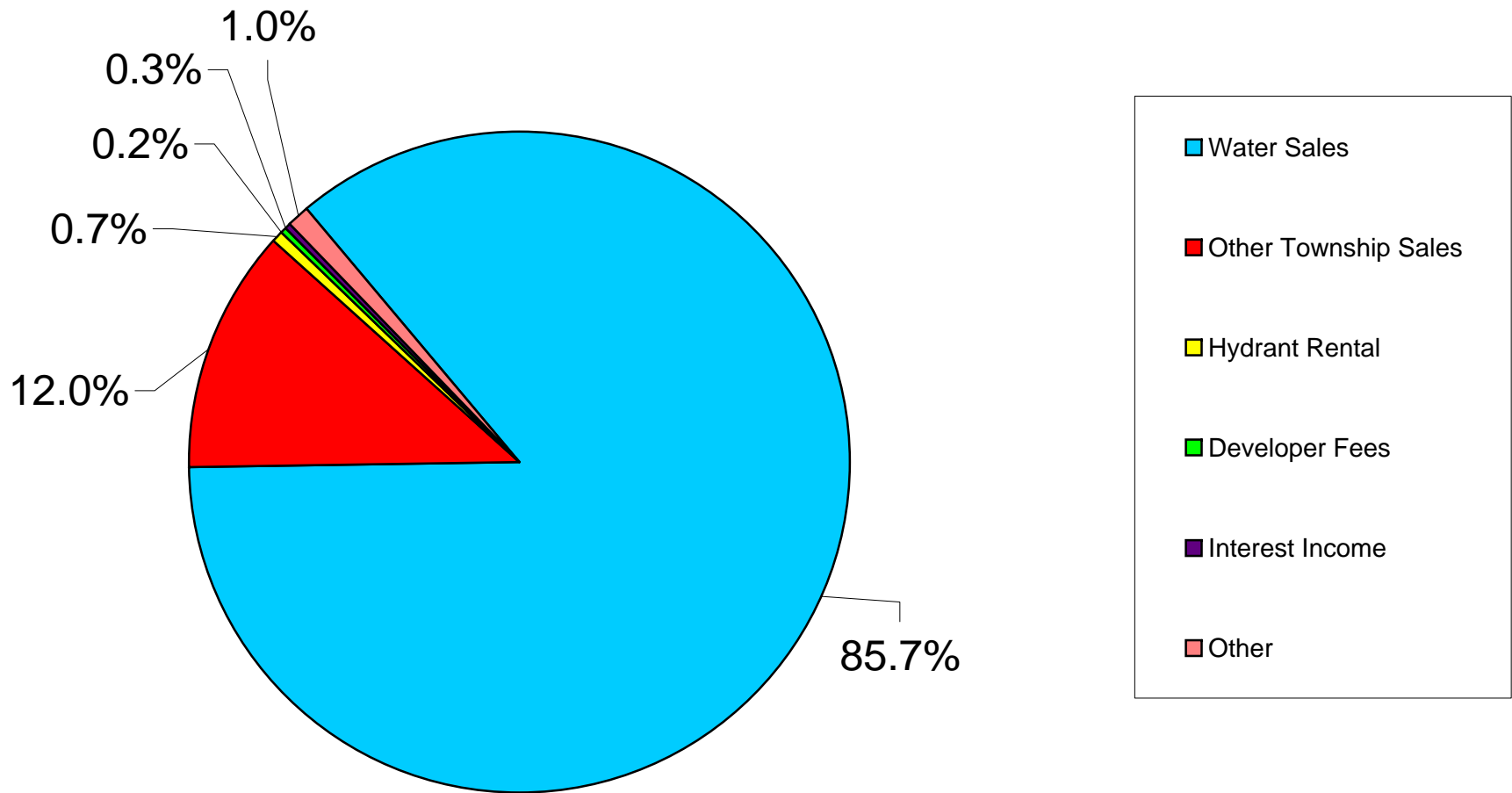
**MILLCREEK TOWNSHIP WATER AUTHORITY
REVENUE 2007-2009**



**MILLCREEK TOWNSHIP WATER AUTHORITY
EXPENSES 2007-2009**



2009 Revenues



2009 Expenses

